

KitchenAid® 30" (76.2 cm) and 36" (91.4 cm) Range Hood

PRODUCT MODEL NUMBERS

KHSU205W KHSU265W

ELECTRICAL REQUIREMENTS

A 120 Volt, 60 Hz., AC only, 15-amp, fused electrical circuit is required.

LOCATION REQUIREMENTS

IMPORTANT: Observe all governing codes and ordinances.

Have a qualified technician install the range hood. It is the installer's responsibility to comply with installation clearances specified on the model/serial rating plate. The model/serial rating plate is located behind the left filter on the rear wall of the range hood.

Range hood location should be away from strong draft areas, such as windows, doors, and strong heating vents.

Cabinet opening dimensions that are shown must be used. Given dimensions provide minimum clearance. Consult your cooktop/ range manufacturer installation instructions before making any cutouts.

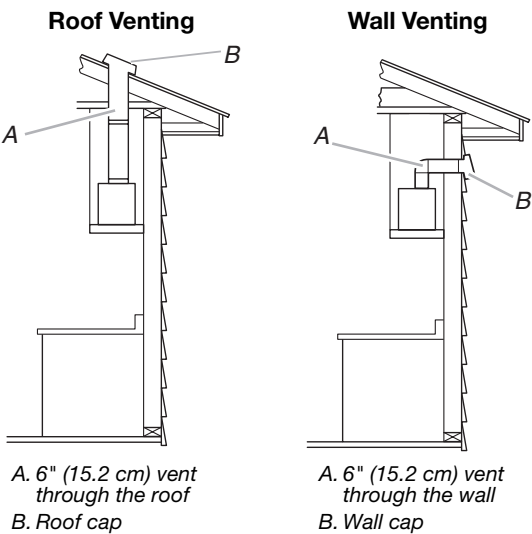
For Mobile Home Installations

The installation of this range hood must conform to the Manufactured Home Construction Safety Standards, Title 24 CFR, Part 328 (formerly the Federal Standard for Mobile Home Construction and Safety, Title 24, HUD, Part 280) or when such standard is not applicable, the standard for Manufactured Home Installation 1982 (Manufactured Home Sites, Communities and Setups) ANSI A225.1/NFPA 501A*, or latest edition, or with local codes.

VENTING REQUIREMENTS

This range hood is factory set for venting through the roof or through the wall.

The vent system needed for installation is not included. A 6" (15.2 cm) round vent system is recommended.



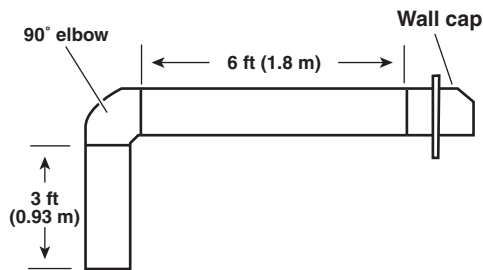
Calculating Vent System Length

The recommended vent system is 6" (15.2 cm) round vent with a maximum length of 26 ft (8 m). For the best performance, use no more than three 90° elbows.

To calculate the length of the system you need, add the equivalent feet (meters) for each vent piece used in the system.

Vent Piece	6" (15.2 cm)
45° elbow	2.5 ft (0.8 m)
90° elbow	5.0 ft (1.5 m)

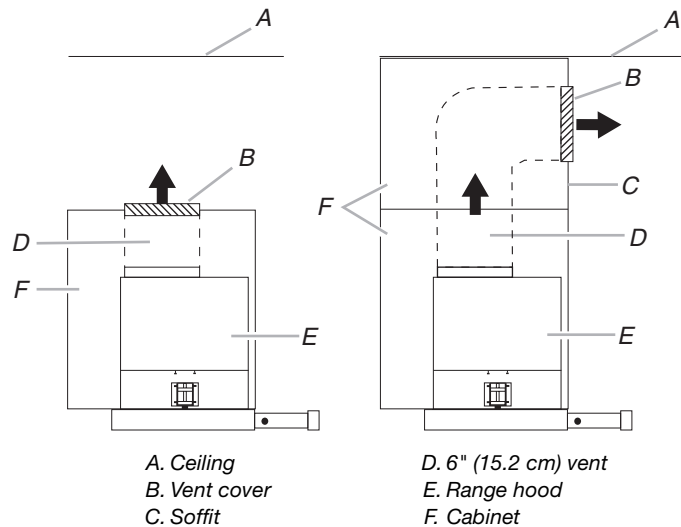
Example vent system - 6" (15.2 cm)



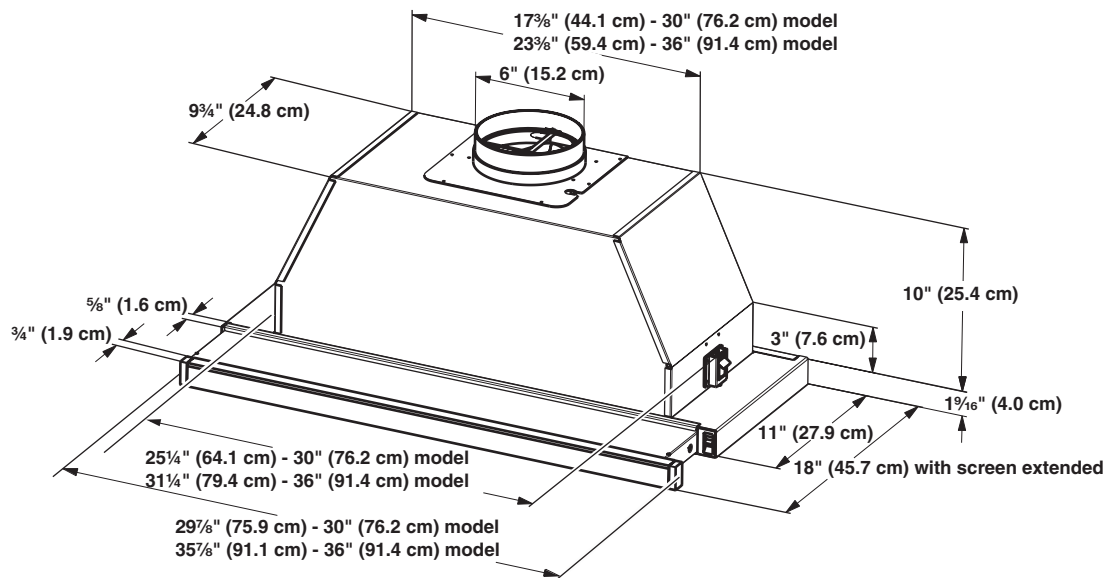
Maximum Length	= 26 ft (8 m)
1 - 90° elbow	= 5.0 ft (1.5 m)
1 - wall cap	= 0.0 ft (0.0 m)
9 ft (2.8 m) straight	= 9.0 ft (2.8 m)
System length	= 14.0 ft (4.3 m)

Non-Vented (recirculating) Installations Through the Soffit/Cabinet

If it is not possible to vent cooking fumes and vapors to the outside, the range hood can be used in the non-vented (recirculating) version, using an activated carbon filter. Recirculation Kit Part Number 4396565 is available from the dealer or an authorized parts distributor. Damper installation is not required.



PRODUCT DIMENSIONS



CABINET DIMENSIONS

